

Letters and

Sounds

Parents information



Junior Learning

Reception



DfE Validated Phonics programme

Authors



Clare Shivnan - Taylor


- Experienced Letters & Sounds Trainer.
- Lead teacher for Phonics.
- Specialist Leader in Education.



Duncan Milne - PHD

- Neuropsychologist.
- Expert in field of reading.
- International speaker on Phonics.

- Systematic progression, where children are introduced to letters in a specific order (s, a, t, p, i, n, m...)
- Includes common exception (tricky) words.
- 6-part Phase Progression (Nursery to Year 2)





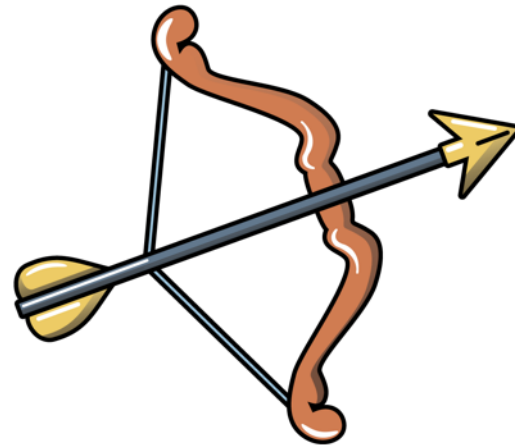
1. What is a Phoneme?

- Smallest unit of sound in a word.

/oa/

OW


/oa/



bow and arrow

low, snow, grow

2. What is a Grapheme?
- The letter or symbolic code that shows a sound



silly snake

3. What is a Digraph?

- Two letters blended together to make one sound i.e sh

pack



pack

4. What is a Trigraph?

- Three letters blended together to make one sound i.e. *igh*

ear



ear

Hear Phonemes



o^octopus
o^otter
o^orange

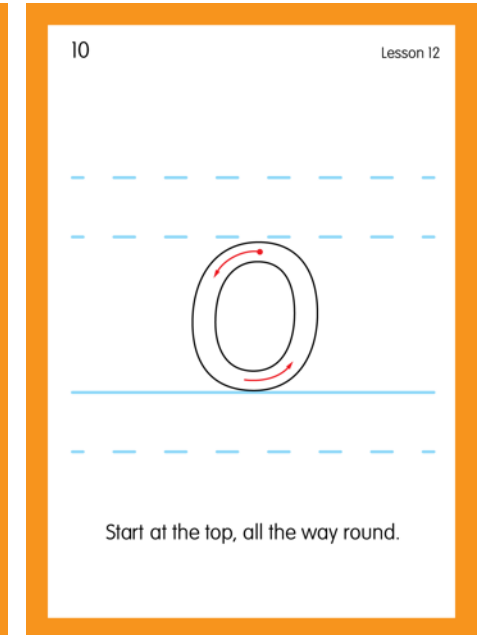



10

Lesson 12

o^orange o^octopus o^otter

- Teach Grapheme Caption



Decoding and Encoding Mnemonic

Decoding



look
for the key graphemes



chop
the word by sounding each phoneme



blend
the phonemes to read the word

Encoding



listen
to the phonemes





change
phoneme to grapheme



build
a word

Model blending phonemes using sound buttons.


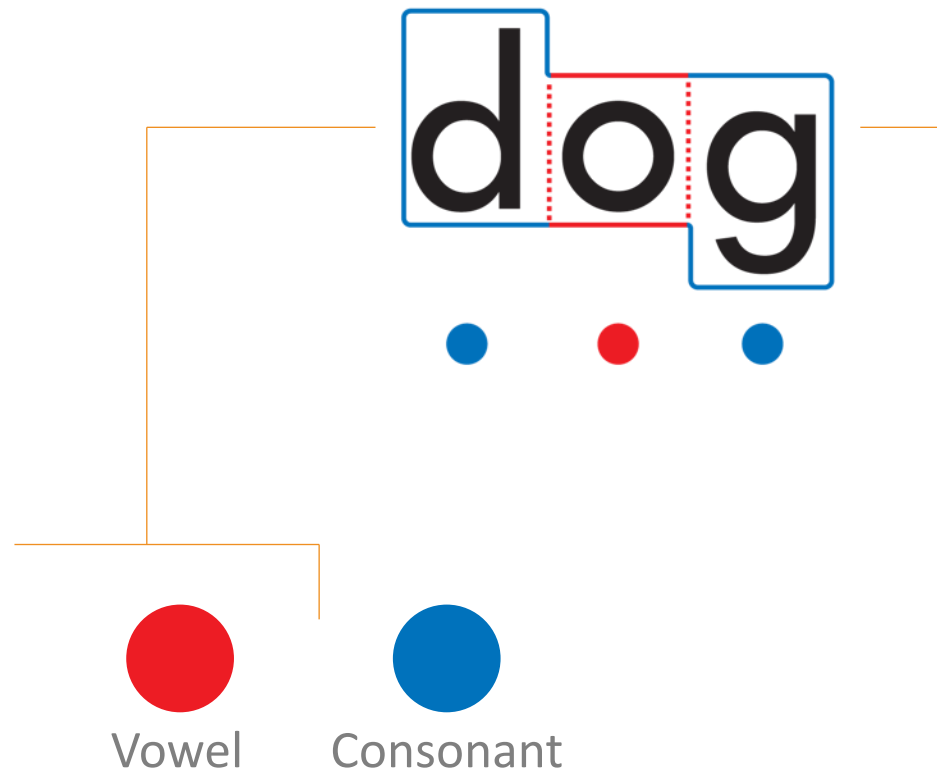
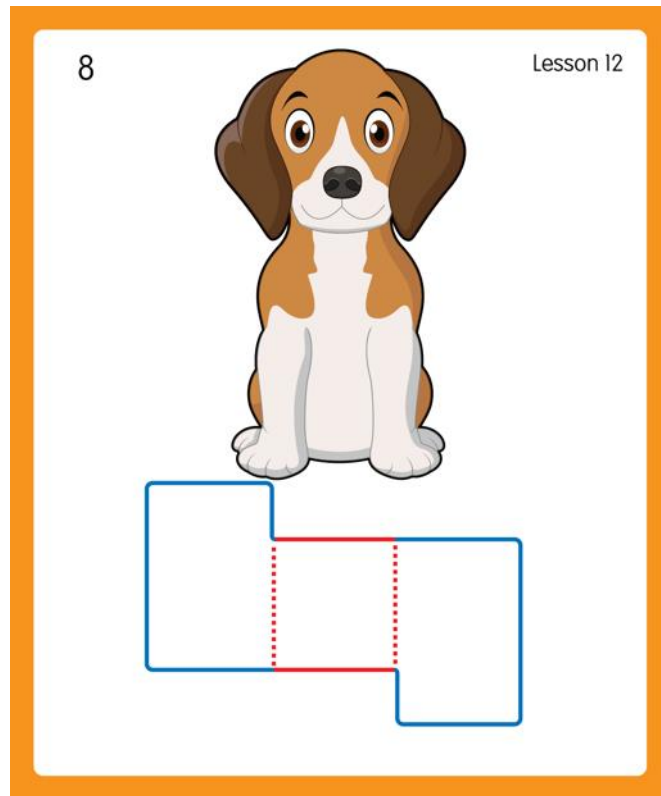


Vowel



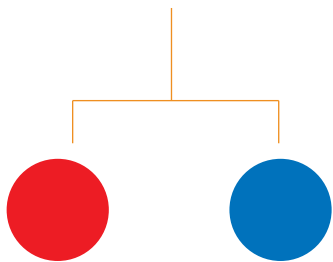
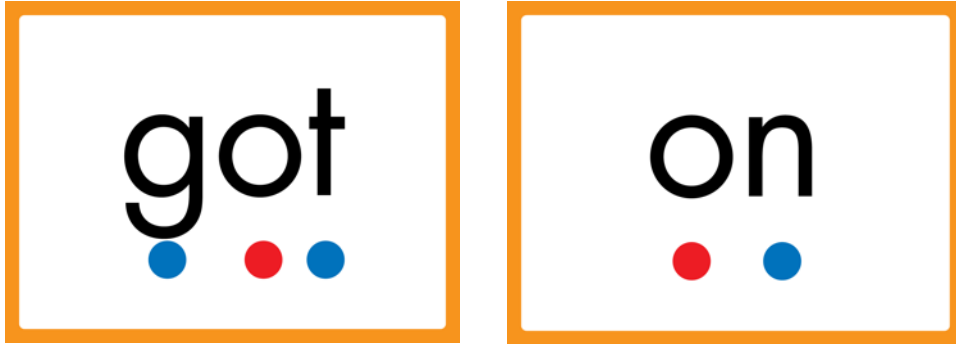
Consonant

Build a word



How we teach...

High Frequency words





Vowel

Consonant

< PREV

How we teach...

Tricky words

























tricky symbol
tricky part of word

NEXT >

Phoneme Mat

Phase 2 – Letter Sounds



 s	 a	 t	 p	 i	 n	 m	 d
 g	 o	 c	 k	 ck	 e	 u	 r
 h	 b	 f	 ff	 l	 ll	 ss	

KEY
= vowel
= consonant
= consonant digraph

Common Exception Words

Phase 2



/z/

as

/igh/

I

/z/

is

/oa/

no

/oa/

go

/oo/

to

/oo/

into

/u/ or /ee/

the

/oo/

put

/z/

his

/z/

has

/v/

of

/oo/

pull

/oo/

full

KEY

■ = tricky part

< PREV

















View more resources at www.juniorlearning.co.uk

NEXT >

Phoneme Mat

Phase 3 - Phonics



 j	 v	 w	 x	 y	 z	 zz	 qu
 ch	 sh	 th	 th	 ng	 ai	 ee	 igh
 oa	 oi	 oo	 oo	 ow	 ow	 ar	 air
 ear	 er	 ur	 or	 ure	<p>KEY</p> <ul style="list-style-type: none">■ = vowel■ = consonant■ = consonant digraph■ = long vowel■ = multi-sound grapheme■ = r-controlled vowel		

Common Exception Words

Phase 3



 push	 they	 me	 we	 be
 he	 she	 my	 by	  look ed
 you	 are	 there	 here	 were
 all	  sure			

KEY

 = tricky part

◀ PREV














View more resources at www.juniorlearning.co.uk

NEXT ▶

Common Exception Words

Phase 4



 said	 like	 out	 have	  some
  come	 what	  was	 so	 old
 do	 little	   one		

KEY

 = tricky part

< PREV

View more resources at www.juniorlearning.co.uk

NEXT >

Reading at home

- Your child's home reading book will be matched carefully to the sounds they are secure with in school.
- Once your child has decoded (sounded out) an unfamiliar word a number of times they are encouraged to read it automatically without decoding.
- Once your child is able to read a number of words automatically we want to encourage fluency, intonation and expression in reading.
- The books are a mix of fiction and non-fiction.
- Please read to your child as often as possible, children love to listen to stories particularly favourites from home or the library.



Supporting Reading at Home



View more products at www.juniorlearning.co.uk